














	AP FLEX AUGER PARTS
	PART# FLXA-2390 AUGER, FLEX FLO 300 2.38" O.D.
	PART# FLXA-1520 AUGER, FLEX FLO 220 1.52" O.D.
	PART# FLX-2460 POWER UNIT, 3/4 HP DD 358 RPM
	PART# AP-2983 SENSOR, UNIVERSAL FEED FOR HORIZ.
	PART# FLX-4682 UNLOADER, SO MDL220 2-7/8 W/ANCHOR & BEARING
	PART# PVC-1001 ELBOW, 300 45* FLEX FLO (MODEL 300) on bottom
	PART# PVC-1101 ELBOW, 220 FLEX -FLO 45* 5' RADIUS on left
	PART# AP-APCD-112 TUBE, 10' WHITE PVC MODEL 236
	PART# PVC-1005 TUBE, FLEX-FLO STR 300 10' (MODEL 300)
	PART# PVC-1004 TUBE, 220 FLX-FLO STRAIGHT

	PART# FLX-4277 GEAR BOX, 1-1/2HP 358 RPM
	PART# FLX-4403 GEAR BOX, 250RPM 6.48:1
	PART# FLX-2195C BOOT, CLEAR PLASTIC STRAIGHT
	PART# FLX-2194C BOOT, 30* CLEAR PLASTIC
	PART# FLX-4696DT UNLOADER, 3" TWIN OUT W/ANCHOR & BEARING
	PART# FLX-5251 MOTOR, 3/4HP 1PH 60HZ 115/230V FOR POWER UNIT
	PART# FLX-5252 MOTOR, 1HP 1PH 60HZ 115/230V
	PART# FLX-5253 MOTOR, 1-1/2HP 1PH 60HZ 115/230V
	PART# FLX-5298 CONTROL, M/220/300 FLEX FLO
	PART# FLX-2586 UNLOADER, M-300 TWIN THRU W/O ANCHOR & BEARING
	PART# FLX-5280 CONTROL UNIT, M300 PASS THRU

	<p>PART# FLX-5260 /FLX-5350 CONTROL UNIT, ELEC BOX 220V F/POLY</p>
	<p>PART# FLX-2538 COUPLER, 3" PVC 300 MODEL 300 (shown on left)</p>
	<p>PART# FLX-2537 COUPLER, PVC 220 MODEL 220 (shown on right)</p>
	<p>PART# AP-3833 TUBING, FLEXIBLE RUBBER 3"X50'</p>
	<p>PART# FLX-5279 DRIVER, DD M300 AND PLASTIC TUBE</p>
	<p>PART# FLX-4276 PINION, GEAR (New style)</p>
	<p>PART# AP-E260-1021 RELAY, 220V FLEX-FLO</p>
	<p>PART# AP-2418 DROP, 3" CONTROL</p>
	<p>PART# BLK-11137 PLATE, SINGLE TRANSFER & SLIDE GATE</p>
	<p>PART# FLX-4456 UNLOADER HARDWARE PACKAGE</p>
	<p>PART# AP-2984 SENSOR, FEED FOR SMARTFLEX CONTROL</p>

	<p>PART# FLX-4619 RELAY, 4 POLE ST NO 240V</p>
	<p>PART# FLX-2227 ANCHOR & BEARING ASSEMBLY 300</p>
	<p>PART# AP-HDW-0001 HARDWARE PACKAGE F/FLX-2696 & 2697</p>
	<p>PART# FLX-2425 DROP TUBE 3-3/16" OD</p>
	<p>PART# FLX-4572 POSITIVE LOCK MODEL 300 DIRECT</p>
	<p>PART# FLX-5275 DRIVER, DD M220P AND PLASTIC TUBE</p>
	<p>PART# AP-S-4320 CLAMP, 3" TUBE</p>
<p>OTHER FLEX AUGER PARTS</p>	
	<p>PART# BP-39405 ANCHOR & BEARING ASSEMBLY MDL 55 CHORETIME</p>
	<p>PART# BP-37346 ANCHOR & BEARING ASSEMBLY MDL 75 CHORETIME</p>
	<p>PART# 25-03-1075 LOCKING PIN, F/DROP TUBE</p>

	<p>AP CHAIN DISK PARTS</p>
	<p>PART# AP-APCD-605-150 CHAIN & DISKS MDL 236 (150/FT)</p>
	<p>PART# AP-APCD-760 CORNER WHEEL ASSY CHAIN DISK CLEAR</p>
	<p>PART# AP-APCD-500T TOP CONTROL BOARD F/APCD-500 & 295</p>
	<p>PART# AP-APCD-500B BOTTOM CONTROL BOARD F/APCD 500 & 295</p>
	<p>PART# AP-APCD-608-160 CHAIN DISK GEARMOTOR, 1 PH 60HZ</p>
	<p>PART# AP-APCD-217-10 TUBE, ELECTRIC WELD ROUND 2.375" OD</p>
	<p>PART# AP-APCD-408 COUPLER, 2.375" PIPE SLEEVE</p>
	<p>PART# AP-APCD-113 COUPLER, WHITE PVC MODEL 236</p>











	AP VENTILATION CONTROL
	PART# AIR-TC5-1V10SA CONTROL, 11 STAGE 12 VAR 10 ON/OFF
	PART# AIR-TC5-2V2SA CONTROL, 4 STAGE 2 VAR 4 COMB VENT
	PART# AIR-E330-0257 SLAVE UNIT TC5-1V10SA
	PART# AIR-E330-0256 BOTTOM BOARD, TC5-1V10SA 11 STAGE
	PART# AIR-MPV CONTROL, 10 AMP SLAVE BOX 1 VARIABLE
	PART# AIR-TC5-1N4F1A CONTROL, COMBINATION NATURAL VENT
	PART# AIR-E330-0242 BOTTOM UNIT, TC5-2V4SA
	PART# AP-90-0007 RELAY DEFINITE PURPOSE 1 HP 120VAC
	PART# AIR-PROBE-S TEMPERATURE SENSOR, 18" F/THEVCO
	PART# AIR-PROBE-30 (FOR TC & EXPERT CONTROLS)

	<p>PART# AIR-AC28 THERMOSTAT, JOHNSON L/CORD</p>
	<p>PART# AP-E260-1036 (AP-E260-1021) RELAY, DPST 240VAC</p>
	<p>OTHER VENTILATON PARTS</p>
	<p>PART# THER-TH-III THERMALARM</p>
	<p>PART# HH-3005-2130 THERMOSTAT PLASTIC</p>
	<p>PART# WA-FGD-0400 SENSAPHONE 400</p>
	<p>PART# WA-FGD0101 TEMP SENSOR, REMOTE WATERPROOF</p>
	<p>PART# AERO-FH1945 H-STRUT CONVERSION 48" ADVANTAGE AEROTECH</p>










	AP FAN PARTS
	PART# AIR-15-0131 MOTOR, 1-1/2HP 1PH F/54" COMPETITOR FAN
	PART# AIR-15-0105 MOTOR, 1/3 HP 1140 RPM
	PART# AIR-15-0109 MOTOR, 1/4HP 1725RPM 115/230 APP-14
	PART# AIR-15-0110 MOTOR, 1/3HP 1725RPM 115/230 APP-18
	PART# AIR-15-0116 MOTOR, 1/2HP 825RPM 115/230V
	PART# AIR-13-0209 FAN BLADE, APP-24 FIBERGLASS
	PART# AIR-13-0106 FAN BLADE, 14" APP FIBERGLASS
	PART# AIR-13-0107 FAN BLADE 18" APP FIBERGLASS
	PART# AIR-APP-14F FAN, 14" PERFORMER W/SHUTTER (shown w/o shutter)
	PART# AIR-13-0044 FAN BLADE, APPB-50

	<p>PART# AIR-12-0087F CONE, FIBERGLASS FOR 14" FAN</p>
	<p>PART# AIR-16-0040 SPRING TENSIONER FOR 48" BELT DRIVE</p>
	<p>PART# AIR-13-0038 TRAN TORQUE 1/2" F/PROP W/7/8" BORE</p>
	<p>PART# AIR-13-0122 TRAN TORQUE 5/8" F/PROP W/1 1/2" BORE</p>
<p>OTHER FAN PARTS</p>	
	<p>PART# AERO-FM1024 MOTOR, 1HP 1725 1PH 120/240 SS AEROTECH</p>
	<p>PART# AERO-FM1008 MOTOR, 1/3HP 1075 120/240V AEROTECH</p>
	<p>PART# AERO-FM1009 MOTOR, 1/3HP 1625 120/240V AEROTECH</p>
	<p>PART# AERO-FP1033SS FAN BLADE, 24" DIAMETER 4-BLADE AEROTECH</p>
	<p>PART# JD-VRP9214 SHAFT, 15"X1" DIA. BLACK OXIDE</p>

	AP CURTAIN MACHINES
	PART# AIR-CC4830 CURTAIN CONTROLLER 48" 30 RPM AVS
	PART# AIR-CC3630 CURTAIN CONTROLLER 36" 30 RPM AVS
	OTHER CURTAIN SYSTEM PARTS
	PART# HER-18 CLEAR 96" W/HEM CURTAIN, 18OZ. CLEAR VINYL W/4" HEM
	PART# HER-18 CLEAR 67" W/HEM CURTAIN, 18OZ. CLEAR VINYL W/4" HEM
	PART# SDI-CPT84-01 CURTAIN POCKET, 18"X84" SS
	PART# SDI-CPT66-01 CURTAIN POCKET, 18"X66" SS
	PART# BI-2010SS PULLEY, 1-1/2" SS SPLIT STRAP
	PART# NU-A-14 BATTEN STRIP, WHITE 8' ALUMINUM


	<p>AP COOL CELL SYSTEMS</p>
	<p>PART# AP-EP-66EGGS EVAPORATIVE PAD 6"X6' W/EDGE GUARD</p>
	<p>PART# AP-EP-65EGGS EVAPORATIVE PAD 6"X5' W/EDGE GUARD</p>
	<p>PART# AP-RCS-20-OTA RECIRCULATING PAD 6" 20' L OPEN TOP ALUMINUM</p>
	<p>PART# AP-BK-66RCSOTA EVAPORATIVE COOLING BASE KIT OPEN TOP ALUMINUM</p>
	<p>PART# AP-BK-66RCS EVAPORATIVE BASE KIT 6"6' HIGH</p>
	<p>PART# AP-RCS-20-OTA RECIRCULATING ALUMINUM OPEN TOP COOLING SYSTEM</p>
	<p>PART# AP-RSS-JET SUMP PUMP SYSTEM, RECIRC F/6" EVAP COOL</p>
	<p>PART# AP-60-0299 TROUGH, 10' EVAPORATIVE</p>
	<p>PART# AP-60-0267 TROUGH COUPLER</p>
	<p>PART# AP-60-0268 END CAP, SOLID</p>










	<p>PART# AP-60-0269 END CAP, W/DRAIN</p>
<p>OTHER COOL CELL SYSTEM PARTS</p>	
	<p>PART# HH-1062-5027 PUMP, MC PENTAIR 3/4HP 230V 60HZ</p>
	<p>PART# LIT-510851 SUMP PUMP, 115V 10EC-CIA W/10' CORD</p>
	<p>PART# LIT-506128 SUMP PUMP, 115V 6 CIA</p>
<p>ELECTRICAL PARTS</p>	
	<p>PART# EL-TEL24-4PC5E WIRE, CAT5E 4PR UV RATED NONBURIAL</p>
	<p>PART# GEN-EPC15090 BASE ONLY FOR JAR LIGHT EPC15000B</p>
	<p>PART# TS-LJ-1015 GLASS GLOBE</p>
	<p>PART# RET-15247 SPIDER JUNCTION BOX W/3/4" KO</p>











	FEEDER PARTS
	PART# GM-P12-0501-460 WATERLINE, 60" ROUND
	PART# GM-H12-0053 WATER PIPE, 48" VERTICAL
	PART# GM-P12-0501-348 WATER PIPE, 48" ROUND
	PART# GM-1721-180A STINGY NIPPLE
	PART# GM-H12-0017 ELBOW, SS OLD STYLE FEMALE/FEMALE
	PART# GM-H12-0018 ELBOW, 90* STREET
	PART# GM-P13-1018 EZ-ADJUST ASSY. F1 SERIES 2010
	PART# GM-P11-1071 FEED TUBE RETAINER F1 SERIES 25*
	PART# GM-M14-001 PIPE SUPPORT BRACKET SS VERTICAL


	PLUMBING PARTS
	PART# Z-970 REGULATOR
	PART# TS-WR1300 WATER CONTROL VALVE, 1" HUDSON
	PART# AA-WCNP-01 WATER NIPPLE, MASTER CUP
	PART# MW-MONO-1/2 MONOFLO NIPPLE 1/2"
	PART# MET-UCS152 SOLENOID VALVE 1"
	PART# RC-RCT-1800 GAUGE, 0-30 PSI
	LB WHITE HEATERS AND PARTS
	PART# LBW-AB250LP HEATER, LP 250MBH PILOT BOTTOM-DRAW
	PART # LBW-346J-3 HEATER, ONLY 60 M LP

	<p>PART# LBW-07829 ORFICE LP AB200/250</p>
	<p>PART# LBW-21615 GAS VALVE, LP (377-K 408-K)</p>
	<p>PART# LBW-03497 THERMOCOUPLER</p>
	<p>PART# LBW-02689 ORIFICE</p>
	<p>PART# LBW-20714 1/2" HOSE, 10' W/FITTINGS LP</p>
	<p>PART# LBW-21993 3/8" HOSE 10' W/FITTINGS LP</p>
	<p>PART# LBW-02729 PILOT LIGHT BRACKET W/ORIFICE LP</p>
	<p>PART# LBW-08752 PIPING HARDWARE</p>
	<p>PART# LBW-572733 VALVE, SAFETY CONTROL 1 1/2 "D" IND.</p>
	<p>PART# LBW-24157 AIR FLOW SWITCH ASSEMBLY (AW250)</p>
	<p>PART# LBW-09454 THERMOSTAT, NEMA 4X PIGGYBACK</p>

	<p>PART# LBW-09574 THERMOCOUPLER (INFRACONIC I17)</p>
	<p>PART# LBW-08748 EYEBOLTS AND CHAIN KIT GUARDIAN 60 AND 100 HEATERS</p>
	<p>PART# LBW-09594 ORIFICE, MAIN BURNER (LP)</p>
	<p>PART# LBW-20436 PILOT TUBING for 250 Guardian Heater</p>
	<p>PART# LBW-08749 EYEBOLTS AND CHAIN KIT FOR GUARDIAN 250 HEATER</p>
	<p>PART# LBW-02680 SAIL SWITCH</p>
	<p>PART# LBW-21333 HOSE, 6' MALE QUICK COUPLER</p>
	<p>PART# LBW-20169 MOTOR, 1/3HP ENCLOSED BALL BEARING</p>
	<p>PART# LBW-02309 GAS VALVE</p>
	<p>PART# LBW-09597 INJECTOR TUBE I17 BROODER HEATER</p>
	<p>PART# LBW-20290 MOTOR, 1/15HP ENCLOSED BALL BEARING</p>

	<p>PART# LBW-09584 ADAPTER, I17 BROODER HEATER 1/4" FOR GAS HOSE</p>
	<p>PART# LBW-05566 HI LIMIT SWITCH</p>
	<p>PART# LBW-09050 FAN WHEEL (AB250)</p>
	<p>PART# LBW-02808 FAN WHEEL (MDL 346/348)</p>
	<p>PART# LBW-24050 IGNITER KIT W/BACKET</p>
	<p>PART# LBW-22285 PILOT VALVE SAF-T W/SEALAN</p>
	<p>PART# LBW-21973 PIPING HARDWARE FOR GUARDIAN 60 & 100</p>
	<p>PART# LBW-20427 FILTER KIT I17</p>
	<p>PART# LBW-570108 FILTER ONLY I10/17 INFRACONIC</p>

	HARDWARE
	PART# PLY-NF99ST-3068 U DOOR WITH NAIL FLANGE 36" WIDE
	PART# PLY-NF99ST-2668 DOOR WITH NAIL FLANGE 30" WIDE
	PART# FE-2S9187 CABLE 3/16" SS
	PART# FE-2S9125 CABLE 1/8" SS 1760 FT/LBS
	PART# BMD-WEDGE3/8 DUCTILE WEDGE 3/8" THREAD
	PART# BMD-380071 BOLT, HEX 3/8X6 SS ALL THREAD shown on right
	PART# BMD-WASHER WASHER 3/8" THICK, STAINLESS
	PART# FE-6WRCS125X1 CABLE CLAMP 1/8" SS
	PART# FE-6WRCS187X1 CABLE CLAMP 3/16"
	PART# HH-6450-1759 CAST IRON PULLEY W/BRG. & FITTINGS

	<p>PART# FE-EGDL-1X100-SS CHAIN, DOUBLE LOOP #1 SS</p>
	<p>PART# BMD-HANGER 1 PIPE HANGER 1" SS 12MM BOLT HOLE</p>
	<p>PART# PLY-1LA WINDOW 20"X24" STANDARD</p>
	<p>PART# WW-203372 HOSE CLAMP 2-1/2" SS 6836</p>
	<p>PART# MW-140212/OE-SS OPEN EYE SCREW, 1/4"X3-3/4" SS</p>
	<p>PART# 11-00-1080 TUBE CLAMP 2"</p>
	<p>MISCELLANOUS</p>
	<p>PART# VAN-1/8X4X10 RP RECYCLED PLASTIC BOARD 1/8"X4'X10'</p>